

Safety Instructions

These instructions are provided for your safety in order to prevent the risk of Fire, Electric shock or Injury. Please retain for future reference. When fitting is in operation, some parts will become hot; take care when using/handling.

- Ensure the lamp type and max wattage is followed- do not exceed. Take care not to overtighten lamp.
- Do not touch the lamp (bulb) or lamp holder while in operation, as both become very hot.
- Turn off and unplug fitting, leaving lamp to cool before changing lamp. Dispose of old lamps carefully.
- Never leave a fitting without a lamp in position.
- Keep light fitting away from combustible materials such as soft furnishings.
- Ensure children do not play with the light fitting.
- Ensure the light is positioned on a solid, level and non-slip surface and make sure the position of the cable does not pose a trip hazard.
- If the electrical flex or electrical components become damaged at any point, the fitting must be unplugged from the power supply immediately and not operated until the damaged parts are fixed/replaced.
- For use in a dry, indoor environment only. Ensure the fitting does not come into contact with any liquids.

Cleaning and Maintenance

Metal finishes should only be cleaned with a soft, dry cloth. Do not use polishes or abrasives. Switch off power to the fitting before cleaning. Spare parts are available for this product, please see contact details on the reverse.

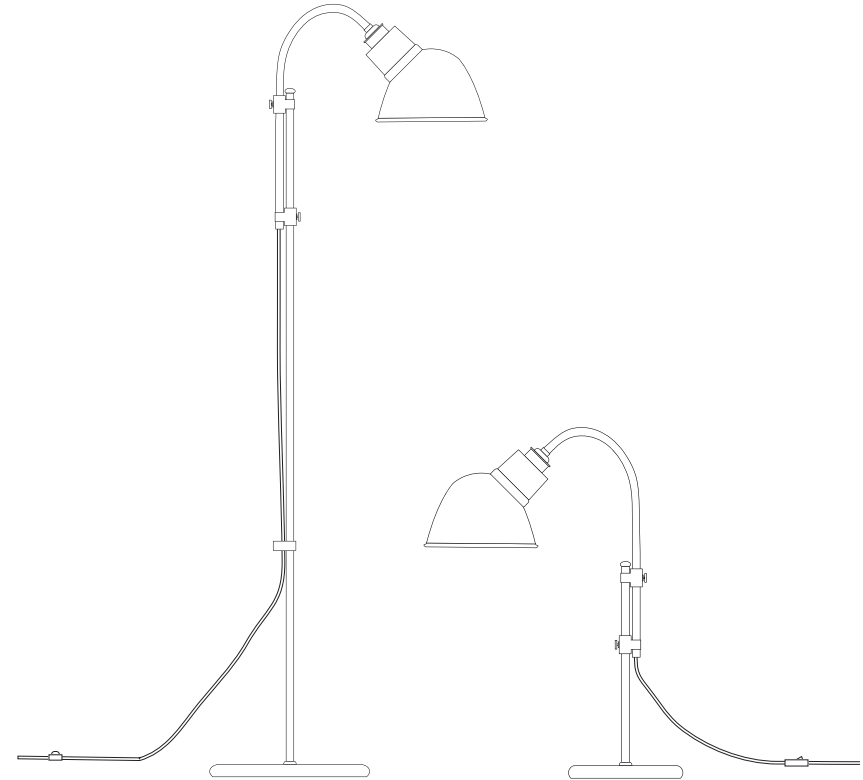
Other Important Informations

Switch off at mains before changing the light bulbs. Never fit a bulb of greater wattage than recommended. Children should be discouraged from playing with light fittings. Dispose of old bulbs carefully. Never leave a fitting without a bulb in position (or someone can accidentally touch the contacts). Do not mount the fitting on a damp surface such as newly painted or plastered areas as this may cause discolouration of the finish. Metal finishes should only be cleaned with a soft, dry cloth. Do not use polishes or abrasives. Retain for future reference.

Ginger Table & Floor Lights

FT082 - FF084

Instruction Manual



Fin Table Light
FT572

Fin Floor Light
FT573

Established in 1990, Original BTC manufactures relaxed, familiar lighting for traditional and contemporary homes. All products are hand-assembled in Oxford from high quality components, produced in the UK.

ORIGINALBTC.COM
+44 (0)1993 882 251
UNIT 21 / 22 AVENUE ONE, STATION LANE, WITNEY, OX28 4XZ, ENGLAND



ORIGINAL BTC
BRITISH LIGHTING MANUFACTURERS
LONDON • NEW YORK • PARIS






Ginger Table & Floor Lights

| 230V ac 50Hz | IP20 |

FT082 Ginger Table Light

FF084 Ginger Floor Light

The nautically influenced Ginger range includes wall, table and floor lights with a pleasingly rounded shade. With its articulated arm and moveable shade, the Ginger can be raised or lowered to create the perfect ambience or deliver light where directly needed. Available in light chrome, light silver and white, cream or black-painted aluminium.

LAMP GUIDANCE			
BASE	SHAPE	TYPE*	WATTAGE**
 E27	 GLS	 BALL	INCANDESCENT ✓ 40W MAX
			CFL ✓ 11W
			ECO-HALOGEN ✓ 28W
			LED ✓ 7W

* Warm white (2700k) low energy lamps recommended.
** Wattage value provided as a guide to suitable lamps. Lower wattage than stated may be used.

