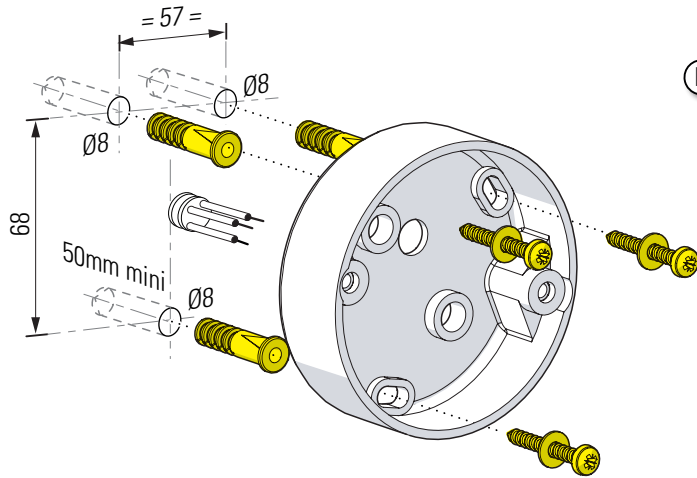
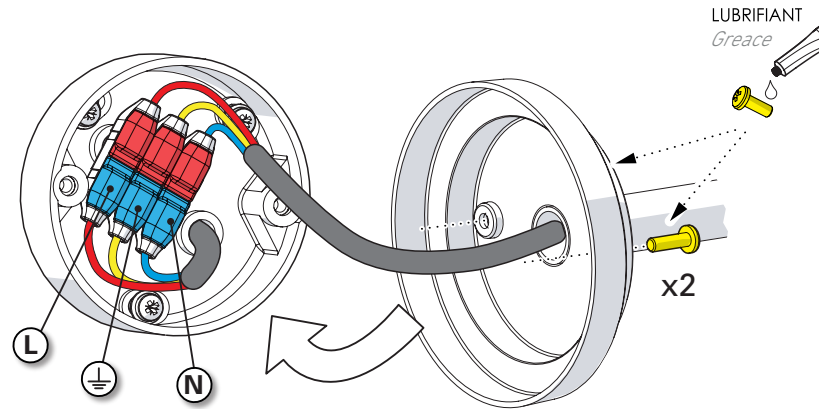


1 Fixation murale Fix to the wall



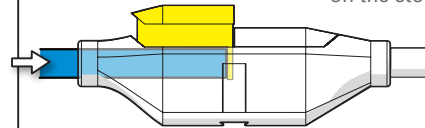
2 Raccordement électrique & fixation du luminaire Connect electrical wires & fix the luminaire



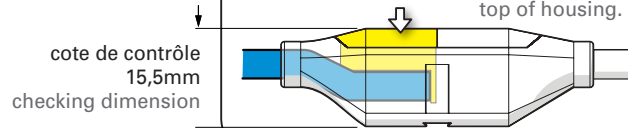
Fils 2,5mm² - 1,5mm²
 (14 - 16 AWG)
non dénudés
 not strip



1 Insérer le fil **non dénudé** jusqu'au fond du bornier.
 Insert **unstripped** wire until it bottoms on the stop.



2 Presser le bouton jusqu'à alignement avec le haut du boîtier.
 Press the button till it flush with the top of housing.



3 Montage de la lampe & du verre Install the light-bulb & the glass

