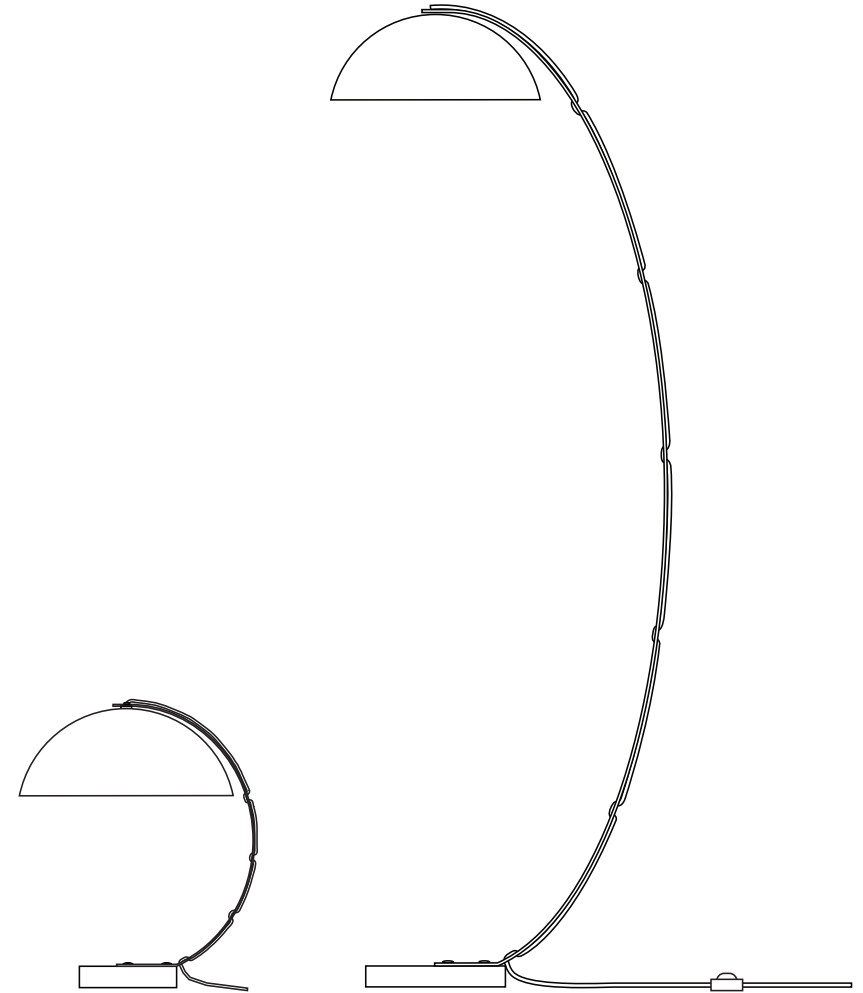


London Table & Floor Lights

FT462 - FF511

Instruction Manual



London Table Light
FT462

London Floor Light
FF511

Established in 1990, Original BTC manufactures relaxed, familiar lighting for traditional and contemporary homes. All products are hand-assembled in Oxford from high quality components, produced in the UK.

ORIGINALBTC.COM
+44 (0)1993 882 251
UNIT 21 / 22 AVENUE ONE, STATION LANE, WITNEY, OX28 4XZ, ENGLAND



ORIGINAL BTC
BRITISH LIGHTING MANUFACTURERS
LONDON • NEW YORK • PARIS






London Table & Floor Lights

230V ac 50Hz | IP20

FT462 London Table Light

FF511 London Floor Light

LAMP GUIDANCE				
BASE	SHAPE		TYPE*	WATTAGE**
 E27	 GLS	 BALL	INCANDESCENT	60W MAX
			CFL	15W
			ECO-HALOGEN	n/a
			LED	12W
<p>* Warm white (2700k) low energy lamps recommended.</p> <p>** Wattage value provided as a guide to suitable lamps. Lower wattage than stated may be used.</p>				

Safety Instructions

These instructions are provided for your safety in order to prevent the risk of Fire, Electric shock or Injury. Please retain for future reference. When fitting is in operation, some parts will become hot; take care when using/handling.

- Ensure the lamp type and max wattage is followed- do not exceed. Take care not to overtighten lamp.
- Do not touch the lamp (bulb) or lamp holder while in operation, as both become very hot.
- Turn off and unplug fitting, leaving lamp to cool before changing lamp. Dispose of old lamps carefully.
- Never leave a fitting without a lamp in position.
- Keep light fitting away from combustible materials such as soft furnishings.
- Ensure children do not play with the light fitting.
- Ensure the light is positioned on a solid, level and non-slip surface and make sure the position of the cable does not pose a trip hazard.
- If the electrical flex or electrical components become damaged at any point, the fitting must be unplugged from the power supply immediately and not operated until the damaged parts are fixed/replaced.
- For use in a dry, indoor environment only. Ensure the fitting does not come into contact with any liquids.

Cleaning and Maintenance

Metal finishes should only be cleaned with a soft, dry cloth. Do not use polishes or abrasives. Bone china can be cleaned using a soft damp cloth with a mild detergent if necessary. Switch off power to the fitting before cleaning. Spare parts are available for this product, please see contact details on the reverse.

