


Hatton 3 Floor Light

Instruction Manual



Established in 1990, Original BTC manufactures relaxed, familiar lighting for traditional and contemporary homes.
All products are hand-assembled in Oxford from high quality components, produced in the UK.

ORIGINALBTC.COM
+44 (0)1993 882 251
UNIT 21 / 22 AVENUE ONE, STATION LANE, WITNEY, OX28 4XZ, ENGLAND



ORIGINAL BTC
BRITISH LIGHTING MANUFACTURERS
LONDON • NEW YORK • PARIS






Hatton 3 Floor Light

| 230V ac 50Hz | IP20 |

FF562

A unique style floor light with a beautiful multi faceted bone china shade. The Hatton's chrome base and black cotton braided cable provide a contemporary and authentic edge.

LAMP GUIDANCE			
BASE	SHAPE	TYPE*	WATTAGE**
 E27	  GLS BALL	INCANDESCENT ✓ CFL ✓ ECO-HALOGEN ✓ LED ✓	60W MAX 13W 42W 9W

* Warm white (2700k) low energy lamps recommended.
** Wattage value provided as a guide to suitable lamps. Lower wattage than stated may be used.

Safety Instructions

These instructions are provided for your safety in order to prevent the risk of Fire, Electric shock or Injury. Please retain for future reference. When fitting is in operation, some parts will become hot; take care when using/handling.

- Ensure the lamp type and max wattage is followed- do not exceed. Take care not to overtighten lamp.
- Do not touch the lamp (bulb) or lamp holder while in operation, as both become very hot.
- Turn off and unplug fitting, leaving lamp to cool before changing lamp. Dispose of old lamps carefully.
- Adjust light fitting only when power to the fitting is off and has been left to cool.
- Never leave a fitting without a lamp in position.
- Keep light fitting away from combustible materials such as soft furnishings.
- Ensure children do not play with the light fitting.
- Ensure the light is positioned on a solid, level and non-slip surface and make sure the position of the cable does not pose a trip hazard.
- If the electrical flex or electrical components become damaged at any point, the fitting must be unplugged from the power supply immediately and not operated until the damaged parts are fixed/replaced.
- For use in a dry, indoor environment only. Ensure the fitting does not come into contact with any liquids.

Cleaning and Maintenance

Metal finishes should only be cleaned with a soft, dry cloth. Do not use polishes or abrasives. Bone china can be cleaned by hand, using a soft damp cloth with a diluted mild detergent (nonabrasive) if necessary. Switch off power to the fitting before cleaning.

