




Established in 1990, Original BTC manufactures relaxed, familiar lighting for traditional and contemporary homes.
All products are hand-assembled in Oxford from high quality components, produced in the UK.

Chester Table & Floor Light

| 230V ac 50Hz | IP20 |

FT580 Chester Table Light
FF581 Chester Floor Light

A contemporary and clean lined design; perfectly suited for illuminating desk, table tops and reading nooks alike. The Chester has a striking satin copper or brass shade and machined stainless steel detail and base.

LAMP GUIDANCE					
BASE	SHAPE	TYPE*	WATTAGE**		
 E27	 GLS	 BALL	INCANDESCENT ✓	2 x 40W MAX (a)	40W MAX (b)
			CFL ✓	2 x 13W	13W
			ECO-HALOGEN X	N/A	N/A
			LED ✓	2 x 10W	10W

* Warm white (2700k) low energy lamps recommended.
** Wattage value provided as a guide to suitable lamps. Lower wattage than stated may be used.
(a) FF581
(b) FT580

Safety Instructions

These instructions are provided for your safety in order to prevent the risk of Fire, electric shock or injury. Please retain for future reference. When fitting is in operation, some parts will become hot; take care when using/handling.

- Ensure the lamp type and max wattage is followed - do not exceed. Take care not to overtighten lamp.
- Do not touch the lamp (bulb) or lamp holder while in operation, as both become very hot.
- Turn off and unplug fitting, leaving lamp to cool before changing lamp. Dispose of old lamps carefully.
- Adjust light fitting only when power to the fitting is off and has been left to cool.
- Never leave a fitting without a lamp in position.
- Keep light fitting away from combustible materials such as soft furnishings.
- Ensure children do not play with the light fitting.
- Ensure the light is positioned on a solid, level and non-slip surface and make sure the position of the cable does not pose a trip hazard.
- If the electrical flex or electrical components become damaged at any point, the fitting must be unplugged from the power supply immediately and not operated until the damaged parts are fixed/replaced.
- For use in a dry, indoor environment only. Ensure the fitting does not come into contact with any liquids.

Cleaning and Maintenance

Metal finishes should only be cleaned with a soft, dry cloth. Switch off power to the fitting before cleaning.

Adjusting Fitting

